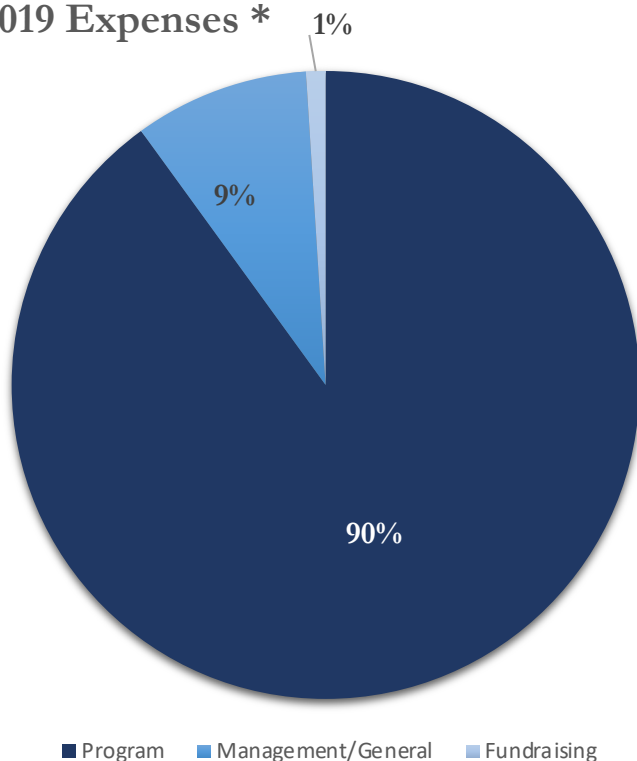
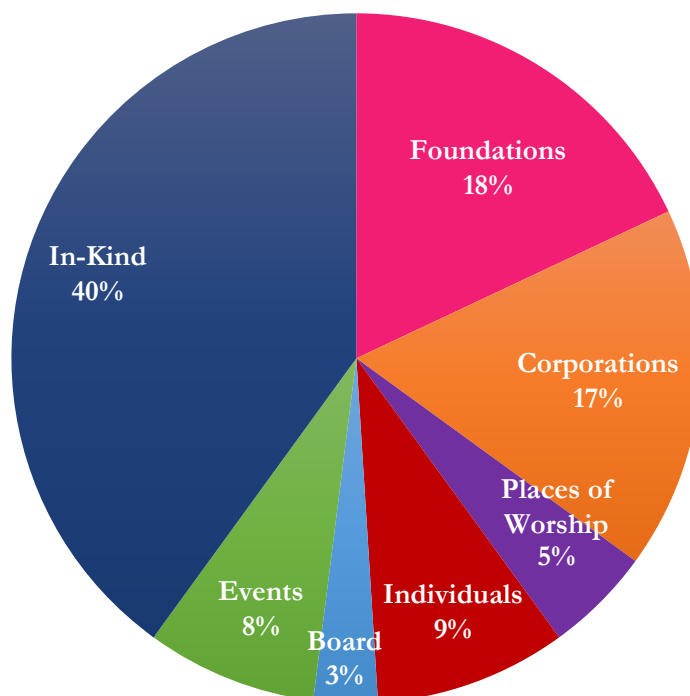


2019 Expenses *



2019 Revenue Sources *



■ Foundations ■ Corporations ■ Places of Worship ■ Individuals ■ Board ■ Events ■ In-Kind



www.kidsmealsinc.org

Ending childhood hunger in Houston

KidsMealsInc.org

713.695.5437


*unaudited until Spring 2020



YOUR Impact Dashboard

2019 Results

Healthy meals
made & delivered
to hungry children



1,129,547

Healthy grocery
bags made &
delivered



127,600

Average daily meals
made & delivered



4,518

All-in average
cost per meal



\$1.60

Volunteers



23,217

Collaborative
Partners



49